

Roofing dimensions

TYPE: **Compact K-3-330**

sheet no. 2

Fig. 4

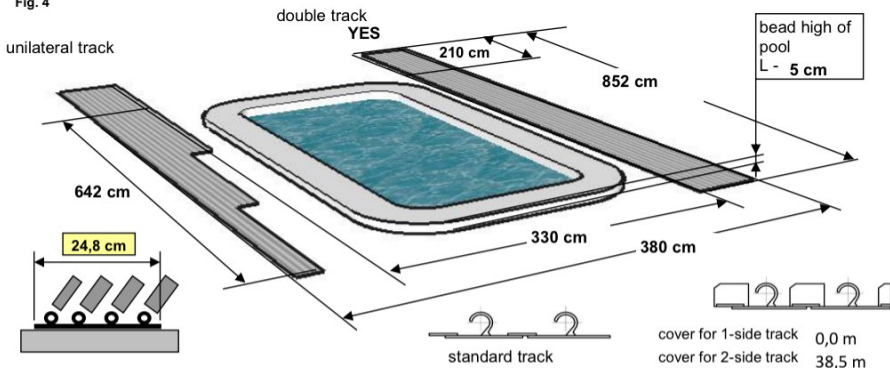


Fig. 5 **LOW BROW-TYPE AND DOOR LOCATION**

with threshold	without threshold	other
0	0	0

Highest segment - upper point (external) of enclosure 72
 Lowest segment - lowest point (internal) of enclosure 60 cm

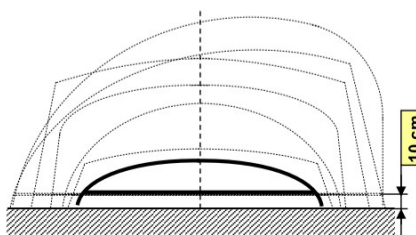
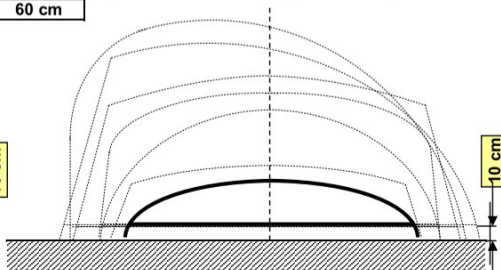


Fig. 6 **BIG BROW-TYPE AND DOOR LOCATION**

with threshold	without threshold	other
0	0	0

high is valid in case of gaps between profiles 20mm!

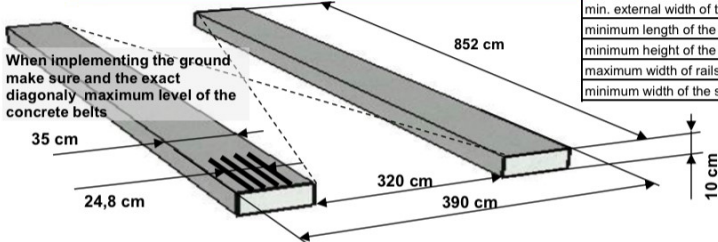


DOOR - NO	
width -	height - MAX.
note:	

← DOOR →

DOOR - NO	
width -	height - MAX.
note:	

Preparation of materials for tracks-concrete belts



min. internal width of the sub-base	320 cm
min. external width of the sub-base	390 cm
minimum length of the sub-base	852 cm
minimum height of the sub-base	10 cm
maximum width of rails	24,8 cm
minimum width of the sub-base	35 cm



group of

Mountfield

ISO 9001



date :

Mountfield a.s.

sign